

| | |
|-------------|----------------|
| Project | |
| Date | |
| Prepared By | |
| Model # | WPTWS100CCTBK5 |

Specifications

ELECTRICAL

Watts: 60, 80, 100

Voltage: 120-347VAC

Power Factor: >0.9

OperatingTemp. Range:

-40°F to 104°F

LIGHT

Initial Lumens: 8100

Lumens per Watt: 135

Color Temperature:

3000K, 4000K, 5000K

CRI: >80

AGENCY APPROVALS

UL/cUL: Yes

RoHS: Yes

DLC® Premium: Yes

PRODUCT DETAILS

Cover: Glass

Warranty: 5 years

Fixture Rated Life:

50,000 hours

Weight:

8.6 lbs

Dimensions:

4.8" L x 12.8" W x 10.2" D

LED Wall Pack - Traditional

Watt and CCT Selectable, 120-347V
 Complete with Photocell



ORDER CODE: 11865

MODEL NUMBER:
 WPTWS100CCTBK5

WATTS / LUMENS

60 8100

80 10800

100 13500

COLOR SELECTIONS

3000K, 4000K, 5000K

DLC® PRODUCT ID:

S-Q8Z7EL

***Rebate Availability**

PRODUCT DESCRIPTION

EarthTronics Traditional LED Wall Packs features three color selectable operations. Switch between 3000K, 4000K and 5000K easily at the time installation. The LED Traditional Style Wall Pack uses industry leading LED chips and drivers to deliver a quality, energy saving lighting solution. The color selectable temperatures offer building managers the opportunity to match existing HID lamps and to reduce the blue light spectrum often associated with higher color temperatures. Each of the EarthTronics Wall Packs accepts 120-347 Volt AC power supply. The wall packs provide more than 135 lumens per watt and a high 80+ CRI for improved visual acuity and efficient performance. The design is built to withstand all climates and allows for an extreme temperature range, even operating down to -40 degrees F°, and is IP65 approved for outdoor wet applications. With rated life of 50,000 hours, this wall pack series is designed for easy installation, directly fitting onto existing electrical boxes, making it the contractor's choice when replacing older high-pressure sodium and metal halide wall packs. DLC® Premium listed.

PRODUCT FEATURES

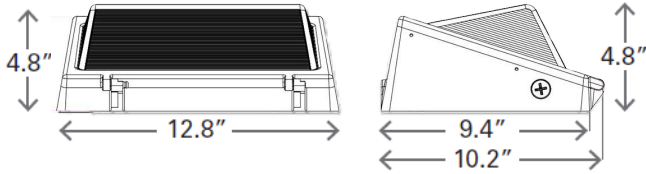
- + Select from 3000K, 4000K, and 5000K
- + 120° light pattern provides for wide flood distribution
- + Built in Photocell
- + IP65 rated for outdoor use
- + L70 > 100,000 hrs
- + DLC® Premium
- + Tempered and impact resistant clear prismatic borosilicate glass lens
- + Die cast housing provides long life in commercial installations
- + Night Sky Compliant on 3000K, 4000K and 5000K
- + Reduces sky glow on 3000K only
- + Operates on 120-347VAC, which includes: 120, 208, 240,277, and 347VAC

APPLICATIONS

- + Commercial Building
- + Industrial
- + Municipal Facilities

Please consult installation instructions for proper application and use of this fixture.
 *Rebate availability access it here: www.earthtronics.com/rebate-finder

PRODUCT DIMENSIONS



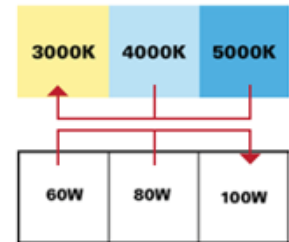

INDIVIDUAL PACKAGE

Individual Package Qty: 1
Dimensions: 15" x 7" x 11.8" inches
Wgt: 9 lbs

MASTER CARTON DETAILS

Master Carton Qty: 2
Master Carton Dimensions: 16" x 10" x 12 inches
Wgt: 10 lbs

PRODUCT VIEWS



*Remove glass cover to select desired color temperature and wattage.

Easily access our DLC qualified products with rebates in your area.

ACCESS IT HERE: [Traditional LED Wall Pack](#)

www.earthtronics.com/rebate-finder/catalog/

