

Project	
Date	
Prepared By	
Model #	CA50WSCCTBK1

Specifications

ELECTRICAL

Watts: 30, 40, 50

Voltage: 120-277VAC

Power Factor: >0.9

Operating Temp. Range:
-40°F (-40°C) to 113°F (45°C)

LIGHT

Lumens:

3900, 5200 or 6500

Color Temperature:

3000K, 4000K or 5000K

CRI: 80+

AGENCY APPROVALS

UL: Yes

UL Wet Location Rated: Yes

PRODUCT DETAILS

Finish Color: Black

Lense: Polycarbonate

Warranty: 5 years

Fixture

Rated Life: 50,000 hours

Lumen Maintenance:

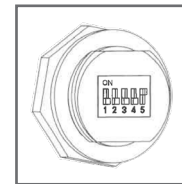
L70 at 54,000 (75°C)

Dimensions:

9"L x 9"W

LED Canopy

Color and Wattage Selectable



ORDER CODE:

11625

MODEL NUMBER:

CA50WSCCTBK1

COLOR SELECTABLE:

3000K, 4000K, 5000K

LUMEN LEVEL:

3900 lumens - 30 watts

5200 lumens - 40 watts

6500 lumens - 50 watts

PRODUCT DESCRIPTION

EarthTronics LED Canopy Fixture features a low profile design that provides the flexibility to insure the correct light level and color temperature desired in different applications. Select from 3000K, 4000K or 5000K color temperatures as well as 3900, 5200 or 6500 lumen levels, this is easily done by the dial switch located on the side of the product. It features a high 80+ CRI providing an excellent light source for nearly any task. The lens are sealed to and tested for IP65. These canopy fixtures feature 120-277V dual wattage operation. They are equipped standard with a 0 - 10 volt continuous dimming driver with a dimming range capability of 10% to 100%. This fixture is ideal for warehouses, offices, factories, hospitals and hotels. Photocell option is built in which helps improve security. This feature automatically turns lights on when it gets dark or detects motion.

PRODUCT FEATURES

- + Select from 3000K, 4000K & 5000K
- + Wattage selectable: 30, 40, 50
- + Standard 120-277V
- + 0-10V continuous dimming driver
- + Photocell built in
- + Dimming range of 10% to 100%
- + UL 1598 suitable for damp locations
- + Factory preset to maximum wattage, 5000K
- + Sealed to and tested for IP65
- + 4K surge protector

MOUNTING OPTIONS

- + Surface J-Box
- + Pendant Mount

APPLICATIONS

- + Warehouses
- + Offices
- + Factories
- + Hotels
- + Hospitals
- + Parking Garage

Please consult installation instructions for proper application and use of this fixture.
*Rebate availability access it here: www.earthtronics.com/rebate-finder

PACKAGE DETAILS

INDIVIDUAL PACKAGE

Individual Carton Qty: 1

Dimensions:

10.23" L x 9.84" D x 3.74" W

Weight: 3.92 LBS

UPC: 840791116524

MASTER CARTON

Individual Carton Qty: 5

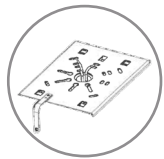
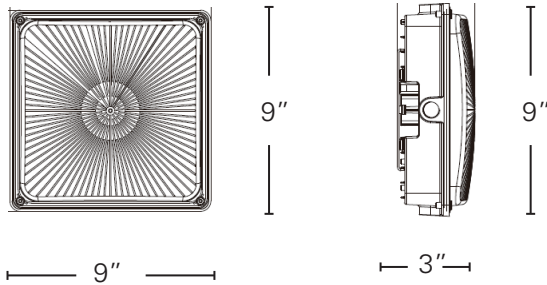
Dimensions:

11.02" L x 19.48" D x 10.63" W

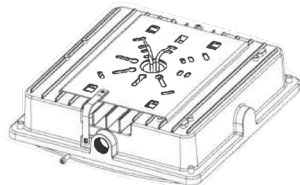
Weight: 22.44 LBS

UPC: 84079111652400

PRODUCT DETAILS

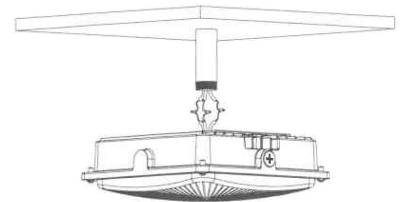


Connecting Plate



Surface Mount

MOUNTING VARIATIONS



Pendant Mount

Easily access our DLC qualified products with rebates in your area.

ACCESS IT HERE: [Rebate Finder - LED Canopy](#)

www.earthtronics.com/rebate-finder/catalog/

