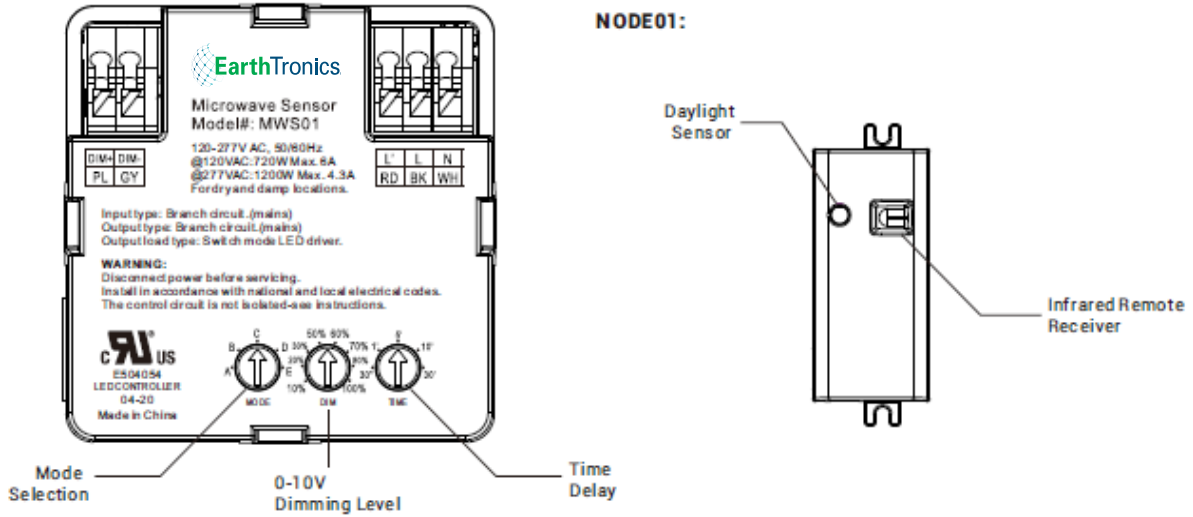


Project	
Date	
Prepared By	
Order #	11638

Microwave Sensor for LED Strip Fixtures

For use with 120/347V

ORDER CODE:
11638



- + Time: 30s/1min/5min/10min/30min
- + Dim: 10%-100%
- + Mode: A, B, C, D, E
- + Factory Setting: TIME-30s, DIM-50%, MODE-C

WARNING

- + Turn the power off at the circuit breaker before installing the sensor.

FOR USE WITH THE LED STRIP FIXTURES BELOW:

Order Code: 11609 - 4FT Strip Fixture 22/28/40Watt, 3-CCT, 120/277V USA

Order Code: 11610 - 8FT Strip Fixture 65/75/90Watt, 3-CCT, 120/277V USA

Order Code: 11629 - 4FT Strip Fixture 22/28/40Watt, 3-CCT, 120/347V CANADA

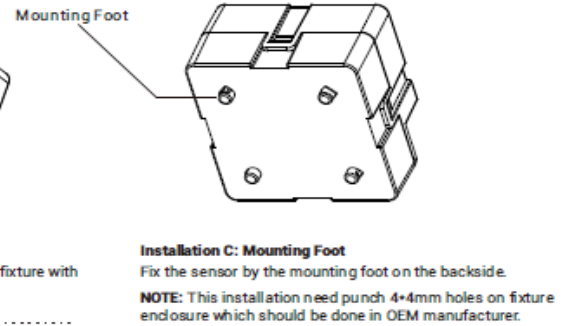
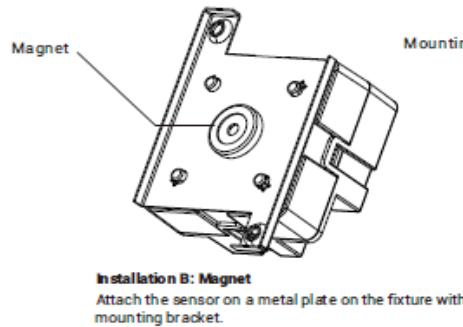
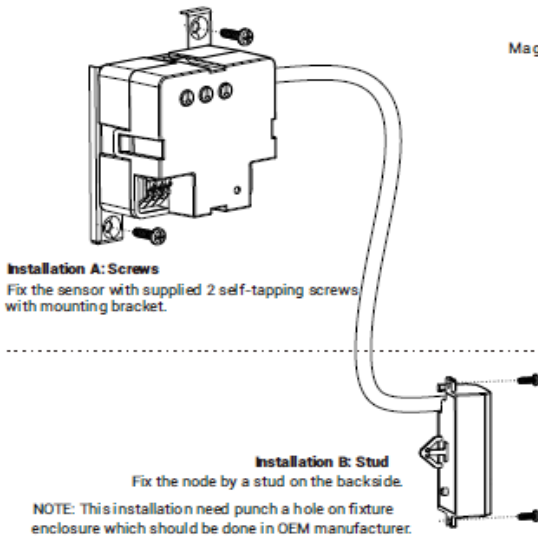
Order Code: 11630 - 8FT Strip Fixture 65/75/90Watt, 3-CCT, 120/347V CANADA



EarthTronics® Microwave Sensor for LED Strip Fixtures

For use with 120/347V

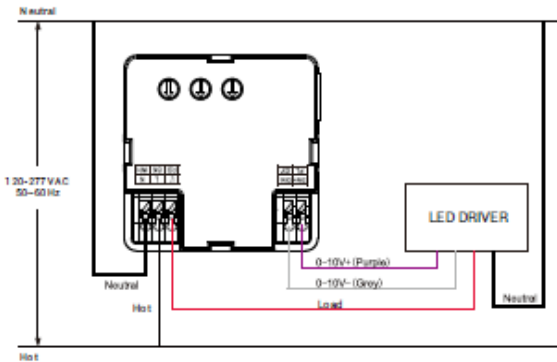
INSTALLATION



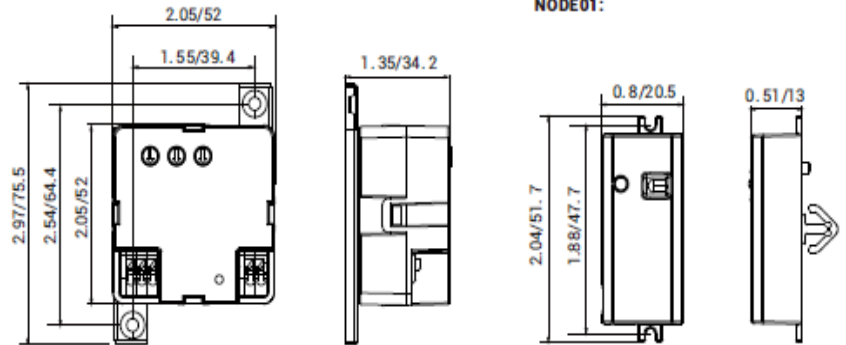
WIRING

NOTE:

1. Push the terminals to connect and release the wires.
2. Use at least 18 AWG solid wires.
3. Strip at least 8mm insulation from conductors.



DIAGRAM



OPTIONAL ACCESSORIES

Remote controller available Order Code: 11683

*Note: One remote control can be used for multiple sensors