

Project	
Date	
Prepared By	
Model #	LDFP2X2WSCCTD5

Specifications

ELECTRICAL

Watts: 30, 35 or 40

Voltage: 120-347VAC

Power Factor: >0.9

THD: 7.86%

Operating Temp. Range:

-40°C (-40°F) - 40°C (104°F)

LIGHT

Lumens:

3750, 4375 or 5000

Color Temperature:

3500K, 4000K, 5000K

CRI: 80+

Driver: 0-10V

Operation:

Dimmable down to 10%

AGENCY APPROVALS

DLC® Premium: Yes

ETL/FCC: Yes

IC Rated: Yes

PRODUCT DETAILS

Lens Material: Acrylic

Rated Life: 50,000 hrs.

Warranty: 5 years

Individual Weight:

3.8 LBS

Dimensions:


23.62" Length

23.62" Width

1.55" Depth

Back Light LED Panel 2x2

Color and Wattage Selectable, 120-347V



ORDER CODE:

11673

MODEL NUMBER:

LDFP2X2WSCCTD5

COLOR SELECTABLE:

3500K, 4000K, 5000K

LUMEN LEVEL:

3750 lumens - 30 watts

4375 lumens - 35 watts

5000 lumens - 40 watts

DLC® PRODUCT ID:

S-X0LZO6

REBATE AVAILABILITY*

PRODUCT DESCRIPTION

This 2x2 LED back light design provides the flexibility to insure the correct light level and color temperature desired in different applications. Select from 3500K, 4000K or 5000K color temperatures as well as 3750, 4375 or 5000 lumen levels with a switch located on the driver housing. The lightweight housing and slim design, measures only 1.5 inches in depth. The integral j-box and driver housing provide ample access for easy installation. The fixture is constructed using stamped steel back plate that provides excellent LED cooling as well as contributing rigidity to the design. The interior of the fixture is highly reflective white powder coated. The direct illumination panel is ideal for use in offices, schools, healthcare facilities and other commercial applications. This 2x2 panel features 120-347V voltage operation with an electronic driver that works with 0 – 10 volt dimming systems. DLC® Premium listed.

PRODUCT FEATURES

- + Select from 3500K, 4000K and 5000K at installation with a simple switch located on the driver
- + Direct illumination provides true color over the life of the product
- + Driver standard with 0-10V dimming (prewired)
- + Fixture interior painted white for over 96% reflectivity
- + Continuous dimming to 10% or below
- + Contractor friendly box for easy installation
- + Aluminum frame fits properly in drop ceiling panels
- + Integral LED lens is constructed from PMMA and provides even illumination across the face of the panel
- + DLC® Technical Requirement 5.1

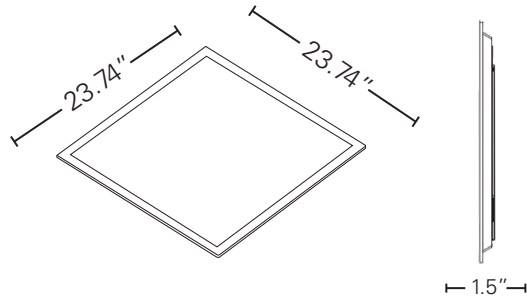
APPLICATIONS

- + Offices
- + Schools
- + Healthcare Facilities
- + Commercial Applications

Please consult installation instructions for proper application and use of this fixture.

*Rebate availability access it here: www.earthtronics.com/rebate-finder

PRODUCT DIMENSIONS



PACKAGE DETAILS

Master Carton Qty: 2

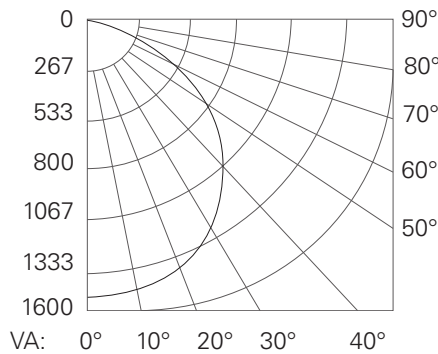
Dimensions:

24.65" Length x 25.75" Width x 3.67" Depth

Weight: 9.4 LBS

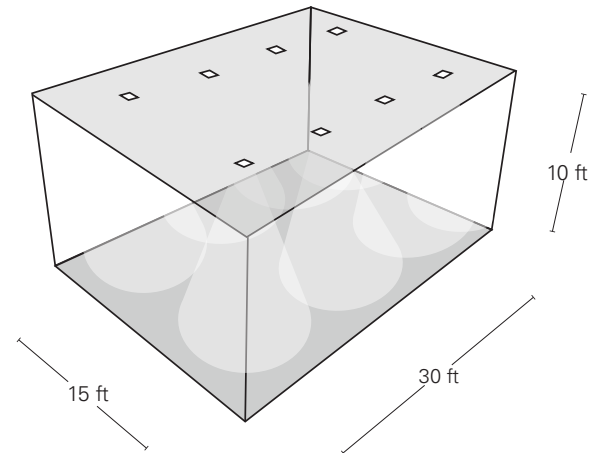
UPC: 840791116739

LIGHT DISTRIBUTION CURVE

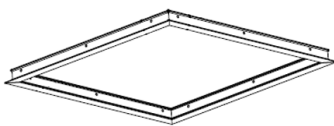
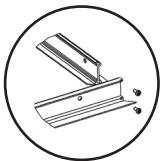


LIGHTING LAYOUT


Average Illuminance: 50 fc
Number of Luminaires: 8
Workplane Height: 2.5 ft



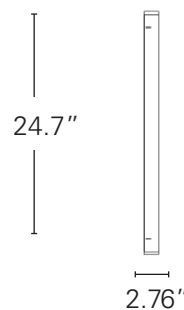
OPTIONAL ACCESSORIES



Recessed Drywall Kit
Order Code: 11101



Surface Mount
Order Code: 11530



External Emergency Backup Unit
Order Code: 11469

* Wire Hanging Kit Available - Order code: 10465

Easily access our DLC qualified products with rebates in your area.

ACCESS IT HERE: [Rebate Finder - Back Light LED Panel](#)

www.earthtronics.com/rebate-finder/catalog/

