

Project	
Date	
Prepared By	
Model #	LDFP1X44440D5

Specifications

ELECTRICAL

Watts: 40

Voltage: 120-347VAC

Power Factor: 0.9

THD: 20%

Operating Temp. Range:
-40°C (-40°F) - 40°C (104°F)

LIGHT

Initial Lumens: 4400

Lumens per Watt: 110

Color Temperature: 4000K

CRI: 80+

Dimming: 0-10V

Dimming Range: 0-100%

AGENCY APPROVALS

DLC®: Yes

ETL/FCC: Yes

IC Rated: Yes

PRODUCT DETAILS

Lens Material: Acrylic

Rated Life: 50,000 hrs.

Warranty: 5 years

Weight: 5.46 LBS

Dimensions:

47.72" Length

11.85" Width

1.5" Depth

Back Light LED Panel 1x4

4400 Lumens, 40 Watt, 4000K



ORDER CODE:

11413

MODEL NUMBER:

LDFP1X44440D5

DLC® PRODUCT ID:

PLT0ASFCADGJ

REBATE AVAILABILITY*

PRODUCT DESCRIPTION

This 1x4 LED back light design panel provides high energy-efficient direct illumination and delivers 4400 lumens using only 40 watts to replace troffer and panel fixtures ceiling applications. The lightweight housing and slim design, measures only 1.5 inches in depth. The integral j-box and driver housing provide ample access for easy installation. The fixture is constructed using stamped steel back plate that provides excellent LED cooling as well as contributing rigidity to the design. The interior of the fixture is highly reflective white powder coated. This 1x4 panel features 120-347V voltage operation with an electronic driver that works with 0 – 10 volt dimming systems. DLC® listed product.

PRODUCT FEATURES

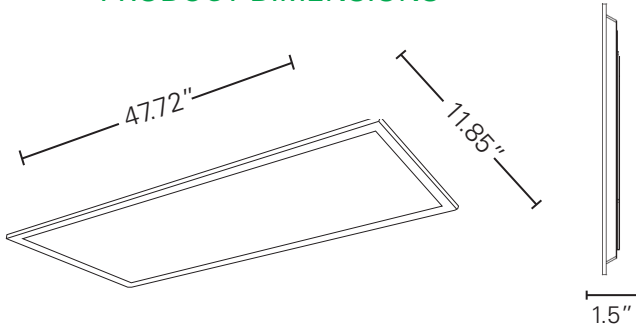
- + 120-347VAC 50-60Hz
- + Driver standard with 0-10V dimming (rewired)
- + Fixture interior painted white for over 96% reflectivity
- + 4000K color temperature with >80 CRI
- + Contractor friendly box for easy installation
- + Aluminum frame fits properly in drop ceiling panels
- + Extended 10 year limited warranty available
- + Integral LED lens is constructed from PMMA and provides even illumination across the face of the panel
- + DLC® Technical Requirement 5.1

APPLICATIONS

- + Offices
- + Schools
- + Healthcare Facilities
- + Commercial Applications

Please consult installation instructions for proper application and use of this fixture.

PRODUCT DIMENSIONS



PACKAGE DETAILS

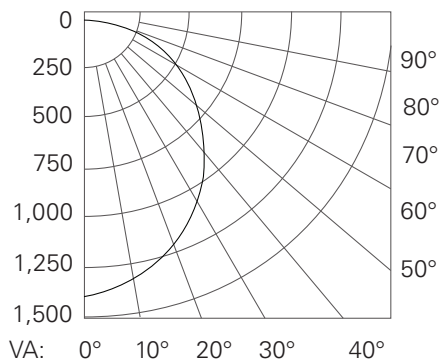
Dimensions:

47.99" Length x 12.48" Width x 2" Depth

Weight: 7.5 LBS

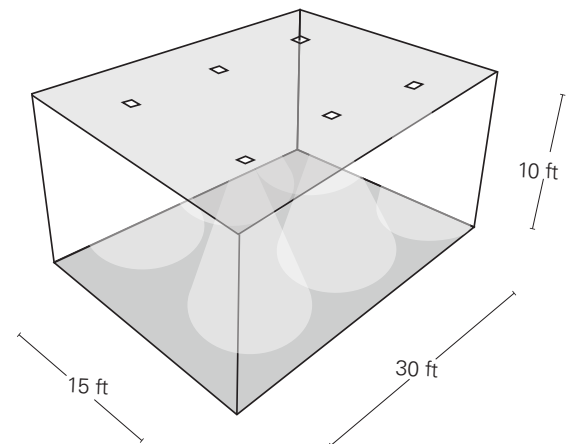
UPC: 840791114131

LIGHT DISTRIBUTION CURVE

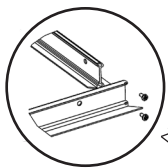


Average Illuminance: 43 fc
Number of Luminaires: 6
Workplane Height: 2.5 ft

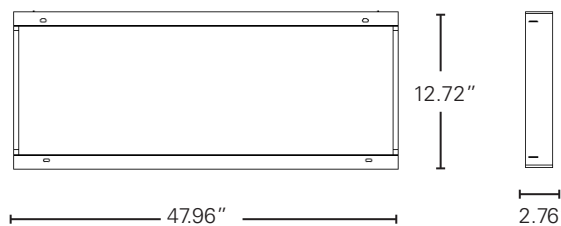
LIGHTING LAYOUT



OPTIONAL ACCESSORIES



Recessed Drywall Kit
Order Code: 11103



Surface Mount Kit
Order Code: 11531



External Emergency Backup Unit
Order Code: 11469

* Wire Hanging Kit Available - Order code: 10464

Easily access our DLC qualified products with rebates in your area.

ACCESS IT HERE: [Rebate Finder - Backlit LED Panel](#)

www.earthtronics.com/rebate-finder/catalog/

