

Project	
Date	
Prepared By	
Model #	LDFP2X24440D1

Specifications

ELECTRICAL

Watts: 40
Voltage: 120-277VAC
Power Factor: 0.9
THD: 20%
Operating Temp. Range:
 -40°C (-40°F) - 40°C (104°F)

LIGHT

Initial Lumens: 4400
Lumens per Watt: 110
Color Temperature: 4000K
CRI: 80+
Dimming: 0-10V
Dimming Range: 0-100%

AGENCY APPROVALS

ETL/FCC: Yes
IC Rated: Yes
DLC®: Yes

PRODUCT DETAILS

Lens Material: Acrylic
Rated Life: 50,000 hrs.
Warranty: 5 years
Weight: 5.02 LBS
Dimensions:
 23.62" Length
 23.62" Width
 1.55" Depth

Back Lit LED Panel 2x2

4400 Lumens, 40 Watt, 4000K



ORDER CODE:

11491

MODEL NUMBER:

LDFP2X24440D1

DLC PRODUCT ID:

PL94EH8P3K5I

REBATE AVAILABILITY*

PRODUCT DESCRIPTION

This 2x2 LED back light design panel provides high energy-efficient direct illumination and delivers 4400 lumens using only 40 watts to replace troffer and panel fixtures ceiling applications. The lightweight housing and slim design, measures only 1.5 inches in depth. The integral j-box and driver housing provide ample access for easy installation. The fixture is constructed using stamped steel back plate that provides excellent LED cooling as well as contributing rigidity to the design. The interior of the fixture is highly reflective white powder coated. This 2x2 panel features 120-277V voltage operation with an electronic driver that works with 0 – 10 volt dimming systems. DLC® premium listed product.

PRODUCT FEATURES

- + DLC® Technical Requirement
- + 120-277VAC 50-60Hz
- + Driver standard with 0-10V dimming (prewired)
- + Fixture interior painted white for over 96% reflectivity
- + 4000K color temperature with >80 CRI
- + Contractor friendly box for easy installation
- + Aluminum frame fits properly in drop ceiling panels
- + Extended 10 year limited warranty available
- + Integral LED lens is constructed from PMMA and provides even illumination across the face of the panel

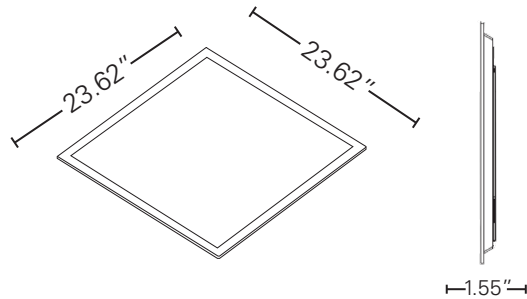
APPLICATIONS

- + Offices
- + Schools
- + Healthcare Facilities
- + Commercial Applications

Please consult installation instructions for proper application and use of this fixture.

*Rebate availability access it here: www.earthtronics.com/rebate-finder

PRODUCT DIMENSIONS



PACKAGE DETAILS

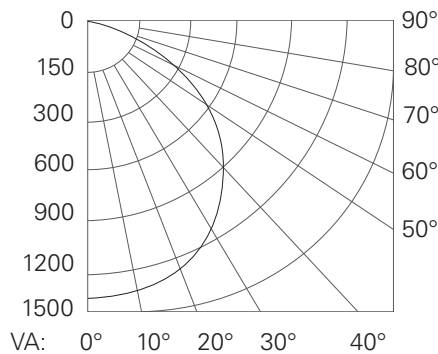
Dimensions:

23.97" Length x 24.29" Width x 1.55" Depth

Weight: 6.75 LBS

UPC: 840791114919

LIGHT DISTRIBUTION CURVE

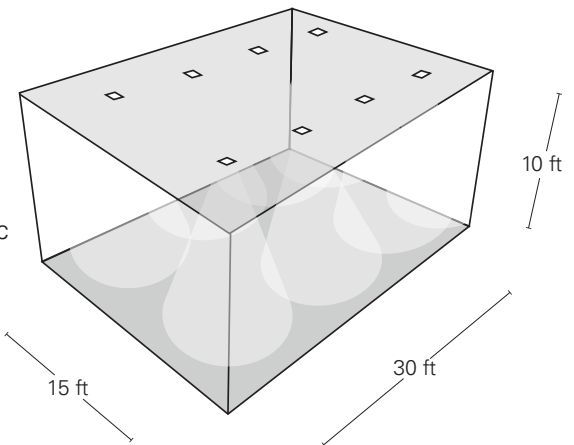


LIGHTING LAYOUT

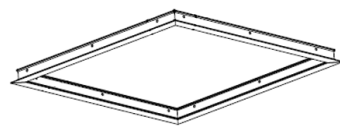
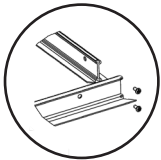
Average Illuminance: 50 fc

Number of Luminaires: 8

Workplane Height: 2.5 ft

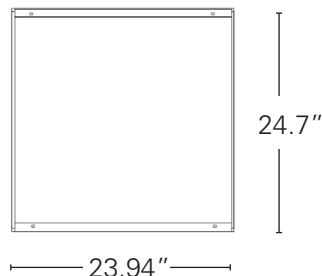


OPTIONAL ACCESSORIES



Recessed Drywall Kit

Order Code: 11101



Surface Mount

Order Code: 11530



External Emergency Backup Unit

Order Code: 11469

* Wire Hanging Kit Available - Order code: 10465

Easily access our DLC qualified products with rebates in your area.

ACCESS IT HERE: [Rebate Finder - Backlit LED Panel](#)

www.earthtronics.com/rebate-finder/catalog/

