

# LED Plug In

## 9 Watt 4000K 4-Pin Horizontal Use LPD9IS/G24q/840H LED Plug In



Electrical	
Watt	9 watt
Power Factor	> 0.50
Ballast required	Instant Start Electronic
Base Type	G24q-2, 4-Pin
Min. Start Temp	0° F
Max. Operating Temp	120° F
Light	
Initial Lumens	800
Lumens per Watt	89 lpw
Color Temperature	4000K
Color Rendering (CRI)	82
Beam Angle	180°
Agency Approvals	
UL	Yes
FCC	Yes
Product Details	
Warranty	5 years, 10 year limited
Mercury Content	No Hg
Overall Length	5.28"

### PRODUCT DESCRIPTION

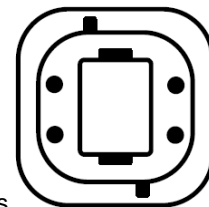
EarthTronics 9 watt LED, LPD9IS/G24q/840H easily replaces 13 watt G24q-2 base compact fluorescent lamps and provides 33% energy savings. The linear LED design emits light from the entire length of the lamp with a 180° beam angle. Referred to as a "horizontal" design following its use in recessed ceiling fixtures that illuminate using one or two "plug-in" lamps that are horizontally mounted. The base of the lamp is built with a swivel to easily direct the light down. This lamp is also very popular in wall sconces where a 180° beam angle is required. It produces 800 lumens and works directly on the existing 13 watt instant start electronic compact fluorescent ballasts. No rewiring necessary. Instant on, no warm up time and a long service life make this lamp an easy choice in many applications. Available colors include 3000K, 4000K and 5000K and the CRI rating is >80. The lamp may be used in any orientation in open fixtures. The 50,000 hour rated life provides 5 times the service life of a typical compact fluorescent lamp. Not for use in enclosed fixtures.

### PRODUCT FEATURES

- 180° beam angle is perfect for horizontal downlight or wall sconce applications – where ever directional light is required.
- Works directly on instant start electronic ballasts for easy "plug & play" installation.
- LED provides instant on and full brightness – no waiting.
- Also available in 3000K and 5000K color temperatures.

### APPLICATIONS

- Recessed downlights
- Wall sconce
- Vanity fixtures
- Surface mount ceiling & wall fixtures



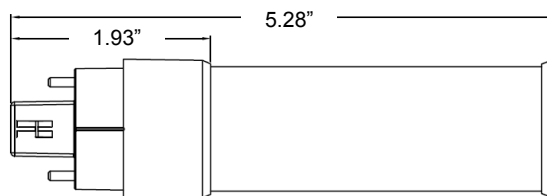
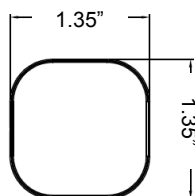
G24q-2 base, 4-pin

### Replaces:

- 13 watt CFL G24q-1 • 18 watt CFL G24q-2
- 26 watt CFL G24q-3 • Not for use on 32 or 42 watt CFL ballasts

### Cautions:

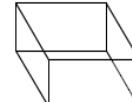
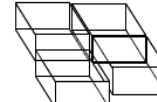
- Maybe used on 2 lamp ballast.
- Not for use in enclosed fixtures.
- This 4-pin LED lamp is intended for use on Instant Start ballasts.
- Not for use with dimmer controls.
- Not for use with emergency lighting.



Individual

Inner Pack

Master Pack



**Ordering Code:** 10698

**Model Number:** LPD9ISG24q840H

Order Code	Pack Size	Individual UPC	Inner Pack UPC	Qty	Master Pack UPC	Qty
10698	1	840791106986	00840791106983	12	84079110698300	48
Dimensions (inches - Length x Width x Height)						
10698	1	5.35 x 1.43 x 1.43	6.14 x 4.65 x 5.87	12	12.68 x 9.69 x 6.46	48
Weight (lbs)						
10698	1	0.25	2.62	12	10.91	48