

# Downlight Fixture

## LED 6 Inch Downlight Fixture 700 Lumens 9 Watt 4000K



### Electrical

Watt	9
Voltage	120 V
Power Factor	>0.9
Min. Start Temperature	-40°F
Max. Operating Temperature	135°F

### Light

Initial Lumens	700
Lumens per Watt	78
Color Temperature	4000K
Color Rendering (CRI)	80+

### Agency Approvals

FCC	Yes
ETL	Yes

### Product Details

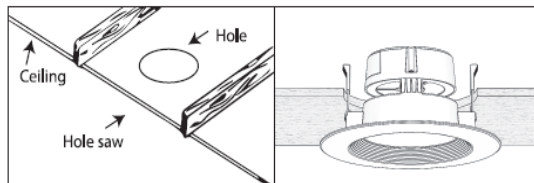
Warranty	5 year (based on 6 hours/ day)
Rated Life	40,000 hours

## PRODUCT DESCRIPTION

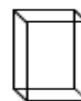
6" IC-Rated LED Recessed Downlight Fixture can be easily installed in finished drywall or architectural tile ceilings in facilities such as schools, hospitals, office buildings and other commercial and residential applications. This fixture provides 78 lumens per watt with a high 80+ CRI for improved visual acuity and efficient performance. It features smooth dimming down to five percent on typical incandescent dimmer controls. IC-rated for use in insulated ceilings and meets IECC air leakage requirements to provide a versatile and attractive downlight product. The UL Wet Location listing makes this product a perfect solution for high humidity areas and bathroom showers found in long-term care facilities, as well as hotel guest rooms. These fixtures are designed for easy installation and provide an attractive step baffle trim to provide a proper cut-off angle. For use on 120VAC power supplies.

## PRODUCT FEATURES

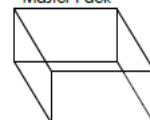
- Advanced design IC rated recessed downlight
- Easy clip installation in drywall or suspension ceilings
- 3000K, 4000K, 5000K colors available with high 80+ CRI
- 40,000 hour rated life
- 120VAC, dimmable down to 5%



Individual



Master Pack



**ORDER CODE:** RTF700406WH2

**MODEL NUMBER:** RTF700406

Order Code	Pack Size	Individual UPC	Master Pack UPC	Qty
RTF700406WH2	1	840791106082	84079110608200	6
Dimensions (inches - Length x Width x Height)				
RTF700406WH2	1	7.86 x 3.91 x 7.93	16.41 x 12.59 x 9.01	6
Weight (lbs)				
RTF700406WH2	1	0.96	9.6	6

**CAUTION :** If the fixture is to be removed or replaced, please ensure that the electricity is switched off and that the fitting is cool before touching it.