

Project	
Date	
Prepared By	
Model #	HBLWS115CCTWH5

Specifications

ELECTRICAL

Watts: 115, 92, 78

Voltage: 120-347VAC

Power Factor: >0.9

THD: ≤10%

Operating Temp. Range:
-20°C (-4°F) to 50°C (122°F)

LIGHT

Initial Lumens: 17250

Lumens per Watt: 150

Color Temperature:

4000K, 5000K

CRI: 80

Dimming: 0-10V

Dimmable: Yes

AGENCY APPROVALS

UL: Yes

RoHS: Yes

PRODUCT DETAILS

Housing: Steel

Lens: PMMA optical glare-control lens

Warranty: 5 years

Fixture

Rated Life: 50,000 hours

Lumen Maintenance: L70
at 100,000 hrs

Weight: 9.71 LBS

Dimensions:
22.8" L x 10.2" W x 2.0" D

Linear LED Highbay

Color & Wattage Selectable



ORDER CODE:

11858

MODEL NUMBER:

HBLWS115CCTWH5

LUMEN LEVELS:

17250 lumens - 115 watts

13800 lumens - 92 watts

11700 lumens - 78 watts

DLC® PRODUCT ID:

S-JSWF5D

COMPATIBLE
with EarthConnect®
Network Lighting Controls



PRODUCT DESCRIPTION

EarthTronics LED Linear High Bay features two color selectable operations and wattage selectable options of 115, 92 or 78 watt. Switch between 4000K and 5000K easily at the time installation. EarthTronics LED High Bay offers a small, lightweight design that delivers excellent energy savings without sacrificing performance. This wattage selectable LED High Bay has a 1.9 ft design and provides 11700 up to 17250 lumens. It also features a durable steel housing and with a high 80+ CRI providing excellent visual acuity for accuracy when working in manufacturing and warehousing applications. Optional sensors are audio jack screw in for easy installation.

PRODUCT FEATURES

- + Lightweight, compact design
- + 120-347VAC
- + Operating at 150 lumens per watt
- + 6kV ANSI surge protection standard
- + Integral LED lens is constructed from PMMA and provides even illumination
- + Durable steel housing
- + Up to 50°C true ambient temperature
- + Driver standard with 0-10V dimming (prewired)
- + Suitable for damp locations
- + Hanging hardware included V-Hooks & chain
- + Emergency back-up driver available
- + Compatible with EarthConnect® Network Lighting Controls
- + 6ft 18/3 SJT cord sold separately (see available options)

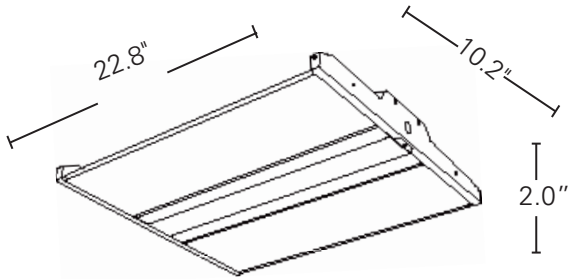
APPLICATIONS

- + Manufacturing Facility
- + Warehouse
- + Auditorium
- + Cafeteria
- + Gymnasium

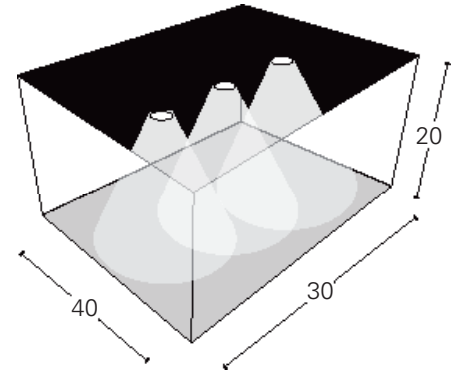
Please consult installation instructions for proper application and use of this fixture.



PRODUCT DIMENSIONS

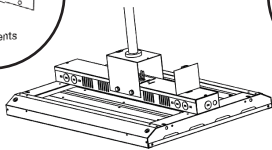


LIGHTING LAYOUT

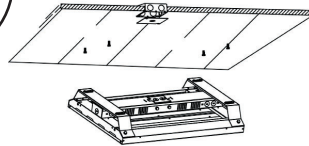
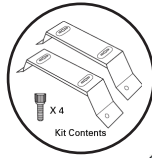


Average Illuminance: 30 fc
 Number of Luminaires: 3
 Workplane Height: 2.5 ft

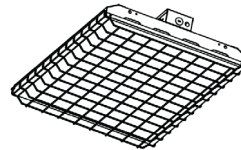
OPTIONAL ACCESSORIES



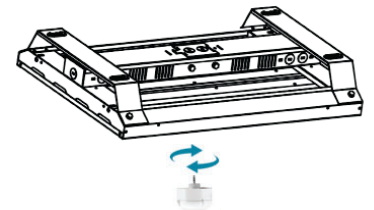
Pendant Hanger
 Order Code: 11711



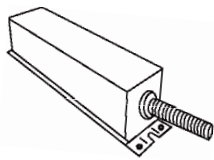
Surface Mount
 Order Code: 11710



Wire Guard
 Order Code: 11712



12VDC Occupancy/ Motion Sensor
 Order Code: 11795
 Note: One remote control (11796) for multiple sensors.



External Emergency Back up Kit (30W)
 Order Code: 11617



EarthConnect Option

Order Code: 11806
 Bluetooth Mesh Plug-In PIR sensor controller (Audio Jack) 12VDC, full function and daylight harvesting

6ft 18/3 SJT cord available (sold separately)

- Order Code: 11836 6ft 18/3 SJTOOW 300V Cord - White (cord only)
- Order Code: 11837 6ft Cord (18/3 SJT White) with 5-15P 120V 15AMP Plug
Straight Blade Plug - Black
- Order Code: 11838 6ft Cord (18/3 SJT White) with NEMA L7-15P 277V 15AMP
Twist Lock Plug - Black

