

Project	
Date	
Prepared By	
Model #	HBLWS270CCTWH1

Specifications

ELECTRICAL

Watts: 200, 230, 270

Voltage: 120-277VAC

Power Factor: >0.9

THD: ≤10%

Operating Temp. Range:
-20°C (-4°F) to 50°C (122°F)

LIGHT

Initial Lumens: 27750

Lumens per Watt: 150

Color Temperature:

4000K, 5000K

CRI: 80

Dimming: 0-10V

Dimmable: Yes

AGENCY APPROVALS

UL: Yes

RoHS: Yes

DLC®: Premium

PRODUCT DETAILS

Housing: Steel

Lens: PMMA optical glare-control lens

Warranty: 5 years

Fixture

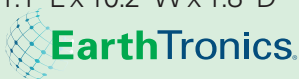
Rated Life: 50,000 hours

Lumen Maintenance: L70
at 100,000 hrs

Weight: 7.1 LBS

Dimensions:

31.1"L x 10.2"W x 1.8"D



Norton Shores, Michigan 49441
T: 231.332.1188 | F: 231.726.5029
TOLL FREE: 866.632.7840
www.earthtronics.com

Linear LED Highbay

Color & Wattage Selectable



ORDER CODE: 11857

MODEL NUMBER:
HBLWS270CCTWH1

LUMEN LEVELS:
40500 lumens - 270 watts
34500 lumens - 230 watts
30000 lumens - 200 watts

DLC PRODUCT ID:
S-ZMKY9W
***REBATE AVAILABILITY**



PRODUCT DESCRIPTION

EarthTronics LED Linear High Bay features two color selectable operations and wattage selectable options of 270, 230, 200 watt. Switch between 4000K and 5000K easily at the time installation. EarthTronics LED High Bay offers a small, lightweight design that delivers excellent energy savings without sacrificing performance. This wattage selectable LED High Bay has a 2.6 ft design and provides 30000 up to 40500 lumens. It also features a durable steel housing and with a high 80+ CRI providing excellent visual acuity for accuracy when working in manufacturing and warehousing applications. DLC® Premium.

PRODUCT FEATURES

- + Lightweight, compact design
- + 120-277VAC
- + Operating at 150 lumens per watt
- + 6kV ANSI surge protection standard
- + Integral LED lens is constructed from PMMA and provides even illumination
- + Durable steel housing
- + Up to 50°C true ambient temperature
- + Driver standard with 0-10V dimming (prewired)
- + Suitable for damp locations
- + Hanging hardware included V-Hooks & chain
- + Emergency back-up driver available
- + Compatible with EarthConnect® Network Lighting Controls
- + 6ft 18/3 SJT cord sold separately (see available options)

APPLICATIONS

- + Manufacturing Facility
- + Warehouse
- + Auditorium
- + Cafeteria
- + Gymnasium

Please consult installation instructions for proper application and use of this fixture.

*Rebate availability access it here: www.earthtronics.com/rebate-finder

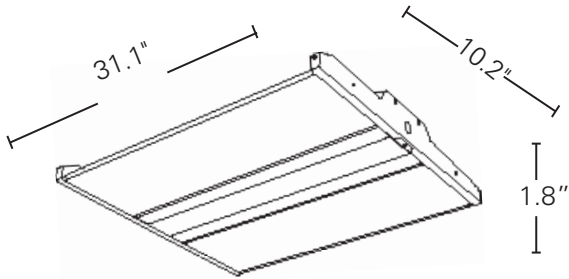


EarthTronics®

LED Linear Highbay

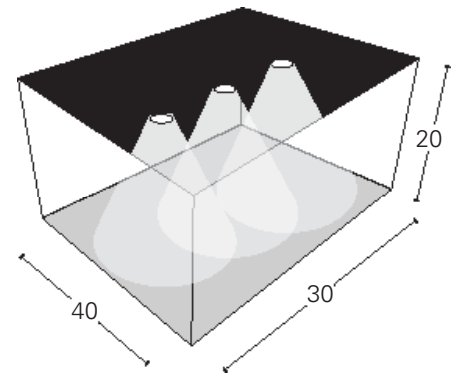
Color & Wattage Selectable

PRODUCT DIMENSIONS

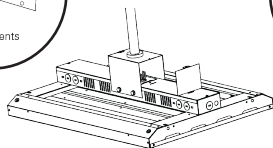


Average Illuminance: 30 fc
Number of Luminaires: 3
Workplane Height: 2.5 ft

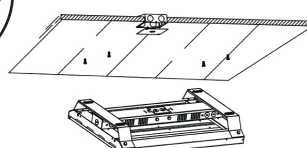
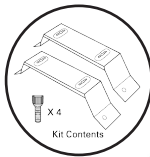
LIGHTING LAYOUT



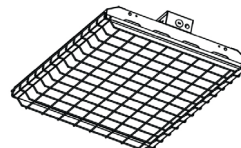
OPTIONAL ACCESSORIES



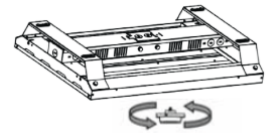
Pendant Hanger
Order Code: 11711



Surface Mount
Order Code: 11710

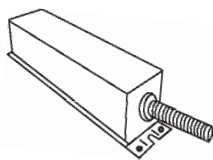


Wire Guard
Order Code:
11713



12VDC Microwave Sensor
Order Code: 11778

Note: One remote control (11779) for multiple microwave sensors.



**External Emergency
Back up Kit (30W)**
Order Code: 11617

6ft 18/3 SJT cord available (sold separately)

Order Code: 11836	6ft 18/3 SJTOOW 300V Cord - White (cord only)
Order Code: 11837	6ft Cord (18/3 SJT White) with 5-15P 120V 15AMP Plug Straight Blade Plug - Black
Order Code: 11838	6ft Cord (18/3 SJT White) with NEMA L7-15P 277V 15AMP Twist Lock Plug - Black

Easily access our DLC qualified products with rebates in your area.

ACCESS IT HERE: [Rebate Finder - Linear LED Highbay](#)

www.earthtronics.com/rebate-finder/catalog/

