

| | |
|-------------|----------------|
| Project | |
| Date | |
| Prepared By | |
| Model # | HBLWS135CCTWH1 |

Specifications

ELECTRICAL

Watts: 100, 115, 135
 Voltage: 120-277VAC
 Power Factor: >0.9
 THD: ≤10%

Operating Temp. Range:
 -20°C (-4°F) to 50°C (122°F)

LIGHT

Initial Lumens: 20250
 Lumens per Watt: 150
 Color Temperature:
 4000K, 5000K
 CRI: 80
 Dimming: 0-10V
 Dimmable: Yes

AGENCY APPROVALS

UL: Yes
 RoHS: Yes
 DLC® Premium: Yes

PRODUCT DETAILS

Housing: Steel
 Lens: PMMA optical glare-control lens
 Warranty: 5 years
 Fixture
 Rated Life: 50,000 hours
 Lumen Maintenance: L70 at 100,000 hrs
 Weight: 5.5 LBS
 Dimensions:
 22.8"L x 10.2"W x 1.8"D



Norton Shores, Michigan 49441
 T: 231.332.1188 | F: 231.726.5029
 TOLL FREE: 866.632.7840
 www.earthtronics.com

Linear LED Highbay

Color & Wattage Selectable



ORDER CODE:

11855

MODEL NUMBER:

HBLWS135CCTWH1

LUMEN LEVELS:

20250 lumens - 135 watts
 17250 lumens - 115 watts
 15000 lumens - 100 watts

DLC® PRODUCT ID:

S-LYORZ

PRODUCT DESCRIPTION

EarthTronics LED Linear High Bay features two color selectable operations and wattage selectable options of 100, 115, or 135 watt. Switch between 4000K and 5000K easily at the time installation. EarthTronics LED High Bay offers a small, lightweight design that delivers excellent energy savings without sacrificing performance. This wattage selectable LED High Bay has a 1.9ft design and provides 15000 up to 20250 lumens. It also features a durable steel housing and with a high 80+ CRI providing excellent visual acuity for accuracy when working in manufacturing and warehousing applications. DLC® Premium.

PRODUCT FEATURES

- + Lightweight, compact design
- + 120-277VAC
- + Operating at 150 lumens per watt
- + 6kV ANSI surge protection standard
- + Integral LED lens is constructed from PMMA and provides even illumination
- + Durable steel housing
- + Up to 50°C true ambient temperature
- + Driver standard with 0-10V dimming (prewired)
- + Suitable for damp locations
- + Hanging hardware included V-Hooks & chain
- + Emergency back-up driver available
- + Compatible with EarthConnect® Network Lighting Controls
- + 6ft 18/3 SJT cord sold separately (see available options)

APPLICATIONS

- + Manufacturing Facility
- + Warehouse
- + Auditorium
- + Cafeteria
- + Gymnasium

Please consult installation instructions for proper application and use of this fixture.

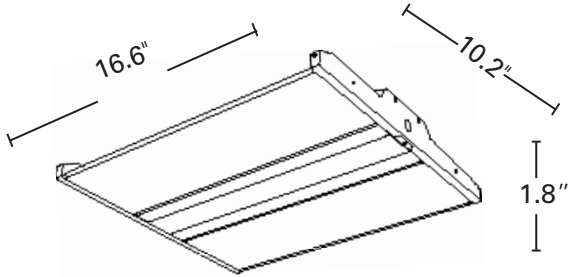


EarthTronics®

LED Linear Highbay

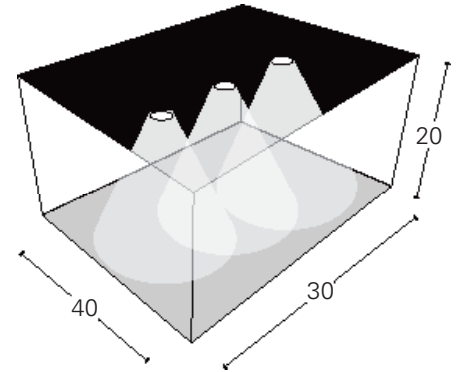
Color & Wattage Selectable

PRODUCT DIMENSIONS



Average Illuminance: 30 fc
Number of Luminaires: 3
Workplane Height: 2.5 ft

LIGHTING LAYOUT



ADVANCED LIGHTING CONTROLS



EarthConnect

Advanced Lighting Control



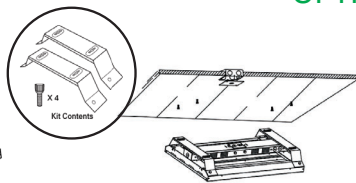
Bluetooth® Mesh Plug-in PIR
Sensor Controller
Order Code: 11806

AC Wireless with built-in PIR Sensor &
Daylight Harvesting

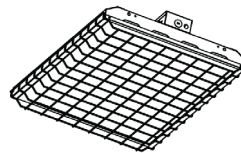
OPTIONAL ACCESSORIES



Pendant Hanger
Order Code: 11711



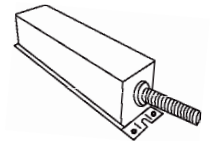
Surface Mount
Order Code: 11712



Wire Guard Order
Code: 11713



12VDC Microwave
Sensor
Order Code: 11795
Remote Order
Code: 11796



External Emergency
Back up Kit (30W)
Consult Factory

6ft 18/3 SJT cord available (sold separately)

Order Code: 11836 300V Cord - White (cord only)

Order Code: 11837 5-15P 120V 15AMP Plug Straight Blade Plug - Black

Order Code: 11838 6ft Cord (18/3 SJT White) with NEMA L7-15P 277V 15AMP Twist Lock Plug - Black

Easily access our DLC qualified products with rebates in your area.

