

Project	
Date	
Prepared By	
Model #	LDFP1X4WSCCTD5

Specifications

ELECTRICAL

Watts: 30, 35 or 40
Voltage: 120-347VAC
Power Factor: >0.9
Operating Temp. Range:
 -40°C (-40°F) - 40°C (104°F)

LIGHT

Lumens:
 3750, 4375 or 5000
Color Temperature:
 3500K, 4000K, 5000K
CRI: 80+
Driver: 0-10V

Operation:
 Dimmable down to 10%

AGENCY APPROVALS

ETL/FCC: Yes
IC Rated: Yes
DLC® Premium: Yes

PRODUCT DETAILS

Lens Material: Acrylic
Rated Life: 50,000 hrs.
Warranty: 5 years
Weight: 5.46 LBS
Dimensions:
 47.72" Length
 11.85" Width
 1.5" Depth

Back Light LED Panel 1x4

Color & Wattage Selectable, 120-347V



ORDER CODE:
 11674

MODEL NUMBER:
 LDFP1X4WSCCTD5

COLOR SELECTABLE:
 3500K, 4000K, 5000K

LUMEN LEVEL:
 3750 lumens - 30 watts
 4375 lumens - 35 watts
 5000 lumens - 40 watts

DLC PRODUCT ID:
 S-NH8U7W

REBATE AVAILABILITY*

PRODUCT DESCRIPTION

This 1x4 LED back light design provides the flexibility to insure the correct light level and color temperature desired in different applications. Select from 3500K, 4000K or 5000K color temperatures as well as 3750, 4375, or 5000 lumen levels with a switch located on the driver housing. The lightweight housing and slim design, measures only 1.5 inches in depth. The integral j-box and driver housing provide ample access for easy installation. The fixture is constructed using stamped steel back plate that provides excellent LED cooling as well as contributing rigidity to the design. The interior of the fixture is highly reflective white powder coated. The direct illumination panel is ideal for use in offices, schools, healthcare facilities and other commercial applications. This 1x4 panel features 120-347V voltage operation with an electronic driver that works with 0 – 10 volt dimming systems. DLC® Premium listed.

PRODUCT FEATURES

- + Select from 3500K, 4000K and 5000K at installation with a simple switch located on the driver
- + Direct illumination provides true color over the life of the product
- + Driver standard with 0-10V dimming (prewired)
- + Fixture interior painted white for over 96% reflectivity
- + Continuous dimming to 10% or below
- + Contractor friendly box for easy installation
- + Aluminum frame fits properly in drop ceiling panels
- + Integral LED lens is constructed from PMMA and provides even illumination across the face of the panel
- + DLC® Technical Requirement 5.1
- + DLC® Premium listed

APPLICATIONS

- + Offices
- + Schools
- + Healthcare Facilities
- + Commercial Applications

Please consult installation instructions for proper application and use of this fixture.

*Rebate availability access it here: www.earthtronics.com/rebate-finder

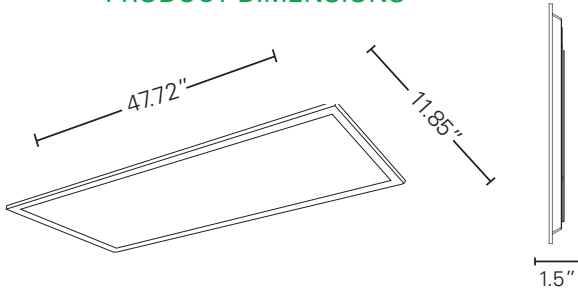


EarthTronics®

Back Light LED Panel 1x4

Color and Wattage Selectable, 120-347V

PRODUCT DIMENSIONS



PACKAGE DETAILS

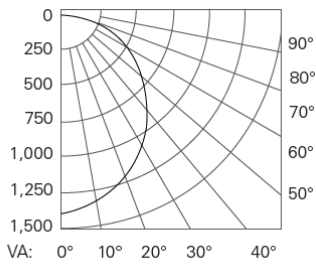
Dimensions:

47.99" Length x 12.48" Width x 2" Depth

Weight: 7.5 LBS

UPC: 840791116746

LIGHT DISTRIBUTION CURVE

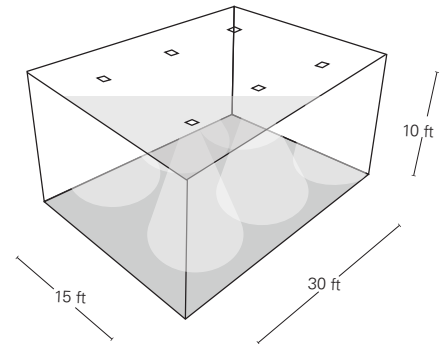


LIGHTING LAYOUT

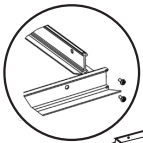
Average Illuminance: 43 fc

Number of Luminaires: 6

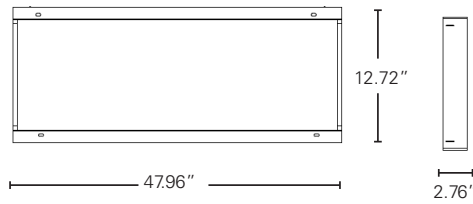
Workplane Height: 2.5 ft



OPTIONAL ACCESSORIES



Recessed Drywall Kit
Order Code: 11103



Surface Mount Kit
Order Code: 11531



External Emergency Backup Unit
Order Code: 11469



EarthConnect
Bluetooth® Mesh
Fixture Controller
Order Code: 11799



EarthConnect
Non-Bluetooth® Mesh
Fixture Controller
Order Code: 11800



EarthConnect
Bluetooth® Mesh PIR
Sensor 12V DC
Order Code: 11801

* Wire Hanging Kit Available - Order code: 10464

Easily access our DLC qualified products with rebates in your area.

ACCESS IT HERE: [Rebate Finder - Back Light LED Panel](http://www.earthtronics.com/rebate-finder/catalog/)

www.earthtronics.com/rebate-finder/catalog/

