

Operation Instruction

— Direct Wire /Line voltage

Product Name: LED T8 Tube Series

Product Model:LT818840DW

Application

These retrofit kits are to be used in the office buildings, factories, shopping malls, schools, supermarkets, hotels, underground parking lots, subways, governmental projects and so on.

Installation Instructions:

Please completely comply with this instructions and notes, to ensure that the product is operated in a safe condition.

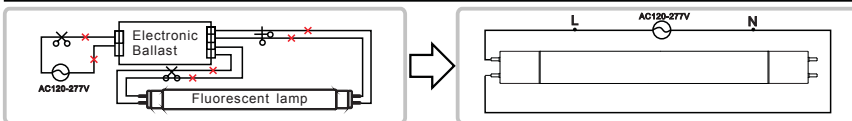
⚠ Safety Precautions :

For your and others' safety, please read the precaution carefully before installation:

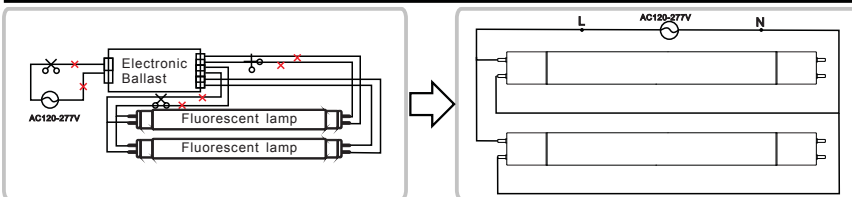
- (1). Product should be installed by qualified electrician.
- (2). Switch off the power supply before commencing work, make sure correct connection before power on.
- (3). Do not apply uncertified LED driver with the product.
- (4). Apply the "Live End" sticker properly within the fixture to indicate where power is supplied

Wiring Instruction-Electronic Ballast

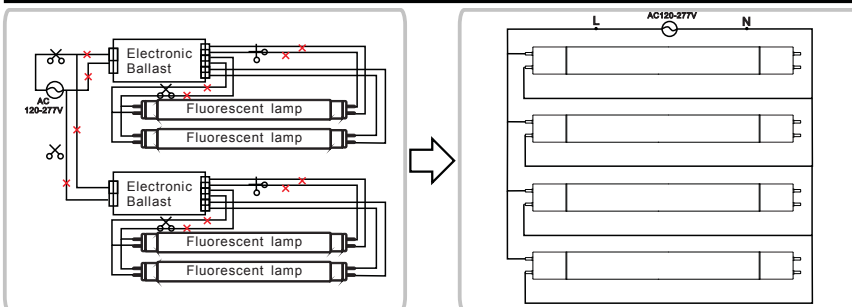
retrofit luminaire with 1 lamp



retrofit luminaire with 2 lamp

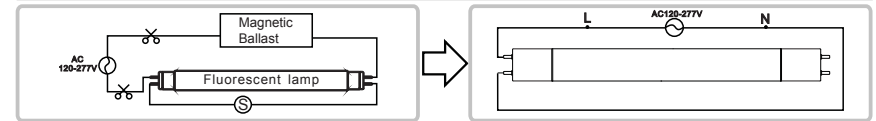


retrofit luminaire with 4 lamp



Wiring Instruction-Magnetic Ballast

retrofit luminaire Magnetic Ballast



⚠ WARNING:

“WARNING – Risk of fire or electric shock. LED Retrofit Kit installation requires knowledge of luminaires electrical systems. If not qualified, do not attempt installation. Contact a qualified electrician.”

“WARNING – Risk of fire or electric shock. Install this kit only in the luminaires that have the construction features and dimensions shown in the photographs and/or drawings.”

“Do not make or alter any open holes in an enclosure of wiring or electrical components during kit installation.”

“WARNING – To prevent wiring damage or abrasion, do not expose wiring to edges of sheet metal or other sharp objects.”

“WARNING: To avoid potential fire or shock hazard, do not use this retrofit kit in luminaires employing shunted bi-pin lampholders. Note: Shunted lamp holders are found only in fluorescent luminaires with Instant-Start ballasts. For more information, contact the LED luminaire retrofit kit manufacturer.”

“Installers should not disconnect existing wires from lampholder terminals to make new connections at lampholder terminals. Instead installers should cut existing lampholder leads away from the lampholder and make new electrical connections to lampholder lead wires by employing applicable connectors.”

“SUITABLE FOR DAMP LOCATIONS or RISK OF ELECTRIC SHOCK – USE IN DRY LOCATION ONLY”

“DO NOT USE WITH DIMMERS”

“THIS DEVICE IS NOT INTENDED FOR USE WITH EMERGENCY EXITS”

EarthTronics, Inc.
380 W. Western Ave., Suite 301
Muskegon, MI 49440